

**IMPORTANT:** Due to constant improvements in vehicle design and quality, changes to a vehicle configuration may occur which can affect the Owner's Manual information after the supply for production has already been printed.

The sections '**Handlebar Heating and Seat Heating**' for the CFORCE 1000 OVERLAND is missing additional control information:

- **2024 CFORCE 800-1000 (Includes Overland) Owner's Manual - Pages 245 and 254.**

**CFORCE 1000 OVERLAND FEATURES**

**Handlebar Heating**

This vehicle is equipped with heated handlebar grips and thumb throttle. The control switch **1** is located on the LH handlebar.

The heating function does not automatically turn off. It must be turned off manually, and can only be turned on when the engine is running to prevent draining the battery capacity.

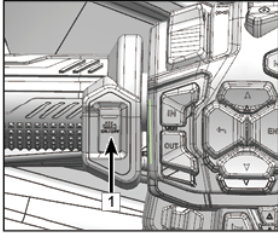

**CAUTION**

Do not use the heating function if your body is unable to sense pain and/or temperature due to medication, paralysis or other medical conditions that could cause burns to the skin.  
Do not clean the hand grips or thumb throttle with high pressure water. Damage may result.

There are 5 levels of temperature adjustment, indicated by color change when pressing the On/Off button:

Color	Temperature	
Blue	18.2 - 19.1 °C	64.7 - 66.3 °F
Teal	26.3 - 28.2 °C	79.3 - 82.7 °F
Green	34.4 - 37.4 °C	93.9 - 99.3 °F
Purple	42.3 - 46.8 °C	108.1 - 116.2 °F
Red	49.2 - 56.3 °C	120.5 - 133.3 °F

**NOTE:** Temperatures are approximate. Ambient air and other external factors will affect heating efficiency.

245

**CFORCE 1000 OVERLAND FEATURES**

**Seat Heating**

The vehicle is equipped with heated seats.

The heat switch **1** is located on the right rear of the driver seat cushion.

The heating function does not automatically turn off. It must be turned off manually, and can only be turned on when the engine is running to prevent draining the battery capacity.

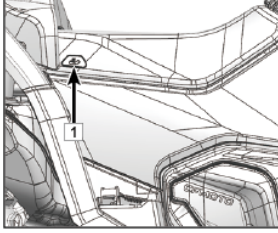
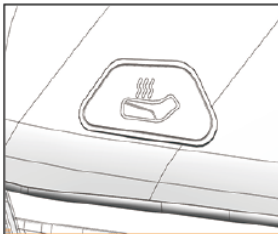
**CAUTION**

Do not use the heating function if your body is unable to sense pain and/or temperature due to medication, paralysis or other medical conditions that could cause burns to the skin.  
Do not apply prolonged pressure with your knees or concentrated force to the seat area to avoid damaging the heating element.  
Do not clean the seats with high pressure water. Damage may result.

There are 2 levels of temperature adjustment when pressing the On/Off button:

Control	Temperature Off/On Cycle	
High	70°C (158°F) - Off	65°C (149°F) - On
Low	55°C (133°F) - Off	50°C (122°F) - On

**NOTE:** Temperatures are approximate. Ambient air and other external factors will affect heating efficiency.

254

An updated Owner's Manual has been placed on the Dealer Portal and consumer website with additional information added to the handlebar and seat heating controls.

The most recent version of this Owner's Manual can be found on the CFMOTO Dealer Portal or the consumer website at [www.cfmotousa.com](http://www.cfmotousa.com).

CFMOTO apologizes for any confusion this may have caused and assures consumers of our 100% commitment to the production of high-quality vehicles for powersports enthusiasts to enjoy.